



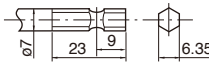
A Series (Low voltage, Non-ESD type)

Model **DLV30A-AS/DLV45A-AS/DLV70A-AS**

Features

- Incorporates long-life 40 V DC Brushless Motors
- Three series of screwdrivers: DLV30A-AS/DLV45A-AS/DLV70A-AS can be operated by one standard controller or counter
The dedicated controller or counter can be selected according to the application
- Wide torque range from 0.4 to 7.0 Nm
- Maximum free speeds of 650, 1200 or 2000 min⁻¹
- Robust and high durability realized by new body design using high strength plastic
- Good for left-handed operators who find built-in counter models difficult to use

Specifications

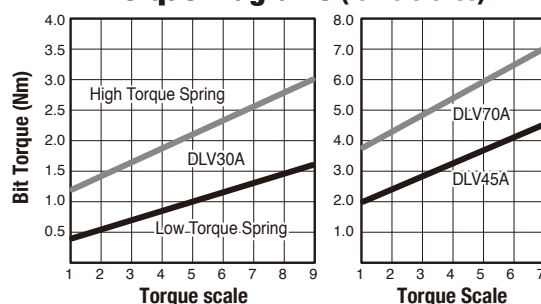
			Low Speed	Medium Speed	High Speed	Low Speed	Medium Speed	Low Speed	
Electric Screwdriver	Model	Bit	Lever Start	DLV30A06L-AS : K	DLV30A12L-AS : K	DLV30A20L-AS : K	DLV45A06L-AS : K	DLV45A12L-AS : K	DLV70A06L-AS : K
			Push to Start	DLV30A06P-AS : K	DLV30A12P-AS : K	DLV30A20P-AS : K	DLV45A06P-AS : K	DLV45A12P-AS : K	DLV70A06P-AS : K
	Power Source		DLC70S-WGB or DLR70S-WGB						
	Torque Adjustment		Stepless						
	Torque(Nm [lbf-in])	Low Torque Spring (Standard Accessory)	0.4 to 1.6 [3.5 to 14.2]				2.0 to 4.5 [17.7 to 39.8]		3.8 to 7.0 [33.6 to 62.0]
		High Torque Spring (Built-in)	1.2 to 3.0 [10.6 to 26.6]						
	Adjustable Speed Range* (min ⁻¹)		390 to 650	720 to 1200	1200 to 2000	390 to 650	720 to 1200	390 to 650	
	Adjustable Soft Start Time* (sec)		0 to 2						
	Free Speed at Soft Start* (min ⁻¹)		260	480	800	260	480	260	
	Power Consumption (W)		44						
	Screw Size (mm)	Machine Screw	2.6 to 5.0				4.5 to 6.0		5.0 to 8.0
		Tapping Screw (g [lbs])	2.5 to 4.0				4.0 to 5.0		4.5 to 6.0
	Mass		720 [1.59]				870 [1.92] (with Pistol Grip)		
	Bit Type (mm)								
	Cord Length (m)		3 (with connector)						
	Rated Operation		ON: 0.5 seconds / OFF: 3.5 seconds						
	Bit Grounding		Equipped as standard						
	Standard Accessories		• Bit No.2 × 7 × 75 • Low Torque Spring • Suspension Bail • Torque Adjustment Ring Cover DLW5201 • Bit No.2 × 7 × 75 • Pistol Grip(DLV2300) • Suspension Bail • Torque Adjustment Ring Cover DLW5202						

*Values are obtainable in combination with control unit DLR70S-WGB or DLC70S-WGB.

Optional Accessories

Torque Adjustment Ring Cover		Pistol Grip DLW2300		Torque Reaction Arm (TD06180)	
DLW5201	DLW5202	See page 51		See page 52	
(Non-ESD)		Standard accessory of DLV45A/DLV70A		For reducing reaction force to an operator	
		For operator fatigue reduction, suitable for horizontal fastening		For reducing reaction force to an operator	
Torque Reaction Arm DRA-SW-650 (Swing type)		Torque Reaction Arm DRA-SL-650 (Slide type)		Torque Reaction Arm DRA-TS-1000 (Telescope type)	
See page 50		See page 50		See page 50	
For reducing reaction force to an operator Vertical tightening to the workpiece improves quality of the work				For reducing reaction force to an operator	
Angle Attachment (for use with lever start type only) DLW9021		Sleeve for Vacuum Pickup DLS4000 Series		Vacuum Pickup DLP7401-K	
See page 52		See page 49		See page 49	
For fastening work at right angles *Use with an output torque of 2.0 Nm or less and a torque scale of 2 or more		Select according to the screw shape		For screw vacuum pickup *DLS4220/DLS4221 included	

Torque Diagrams (for reference)



Diamond Shape Flange Coupling DLW9016		Flange Coupling DLW9018		Diamond Shape Flange Coupling DLW9017		Flange Coupling DLW9019	
See page 54		See page 54		See page 54		See page 54	
For DLV30A For mounting on equipment or jigs				For DLV45A/DLV70A For mounting on equipment or jigs			

See page 56 for External Dimensions



Controller

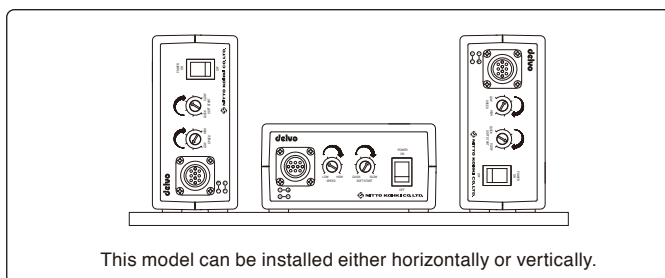
for DLV30A-AS/DLV45A-AS/DLV70A-AS

Model **DLC70S-WGB**

Features

- "Soft Start" function: The slow startup prevents screw heads from possible damage caused by the disengaged bit
- "Stepless Speed Adjustment" function widens the speed range from 390 to 2000 min⁻¹ for various applications
- The controller outputs: Start, torque-up and reverse signal via a dry contact method. These signals can be used for counting up fastened screws and preventing screw fastening errors
- "Driver Lock" function: Applying 24 V DC to the designated terminals on the controller brings the screwdriver to an immediate stop in emergency cases

Installation



Specifications

Model	DLC70S-WGB
Features	With speed control and soft start function
Power Source	100 - 240 V AC, 50/60 Hz
Output Voltage	40 V DC
Signal Output(Relay contact)	Start, Torque up, Reverse (Dry contact)
Signal Input	Drive Stop Function (24 V DC Input Voltage needed)
Mass (g [lbs])	1800 [3.97]
Size W × L × H (mm [inch])	132 × 297 × 67 [5.20" × 11.70" × 2.64"]
Bit Grounding	Ready (With a 1M Ω resistor)
Plug shape	Europe
Standard Accessories	Power cord (2 m): 1 pc. Rubber feet: 4 pcs. Fuse (5 A): 1 pc.

See page 56 for External Dimensions



Screw Fastening Counter

for DLV30A-AS/DLV45A-AS/DLV70A-AS

Model **DLR70S-WGB**

Features

- Equipped with "Stepless Speed Adjustment" function and "Soft Start" function
- "Count Correction" function does not count fastening errors such as elevated screws or double fastening
- "Count Back (Count Return)" function: When a screw is loosened, a reverse signal output from the electric screwdriver reverses the count by one
- Up to four different screw fastening settings can be saved in the internal memory for a wide variety of assembly work
- "Link Connection" function: Up to 10 screwdriver/controller sets can be connected in series
- Good for left-handed operators who find built-in counter models difficult to use

Specifications

Model	DLR70S-WGB
Power Source	100 - 240 V AC, 50/60Hz
Output Voltage	40 V DC
Speed Control Function	60 to 100%
Soft Start Function	0 to 2 sec.
Count	0 to 99
Allowable Number of Screw Fastening Programs	4
Counting Method	Count-up / Count-down
Count Correction Function	Count normal fastening only
Self Adjustable Timer Setting	0.01 to 0.99 sec.
OK Output Timer Setting	0 to 9.5 sec.
Count Back Function	ON / OFF
OK / NG Buzzer	ON / OFF
Input Signal(PNP)	WORK / RESET / LINK-IN / CH1 / CH2 / TORQUE CHECK
Output Signal(Relay contact)	OK / NG / LINK-OUT / TORQUE UP
Mass (g [lbs])	2100 [4.63]
Size W × L × H (mm [inch])	117 × 325 × 76 [4.61" × 12.80" × 2.99"]
Bit Grounding	Ready (With a 1 MΩ resistor)
Plug shape	Europe
Standard Accessories	Power cord (2 m): 1 pc. Fuse (5 A): 1pc.

